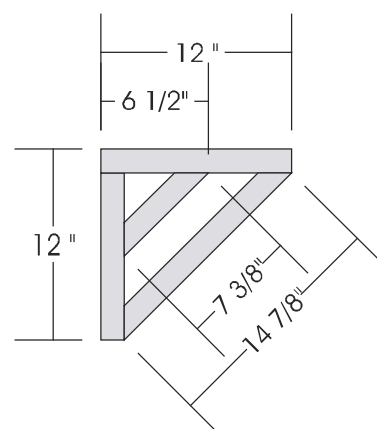
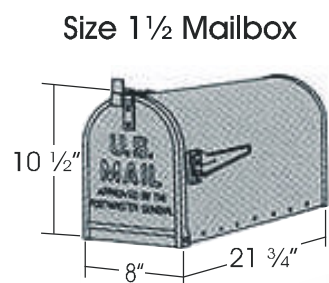
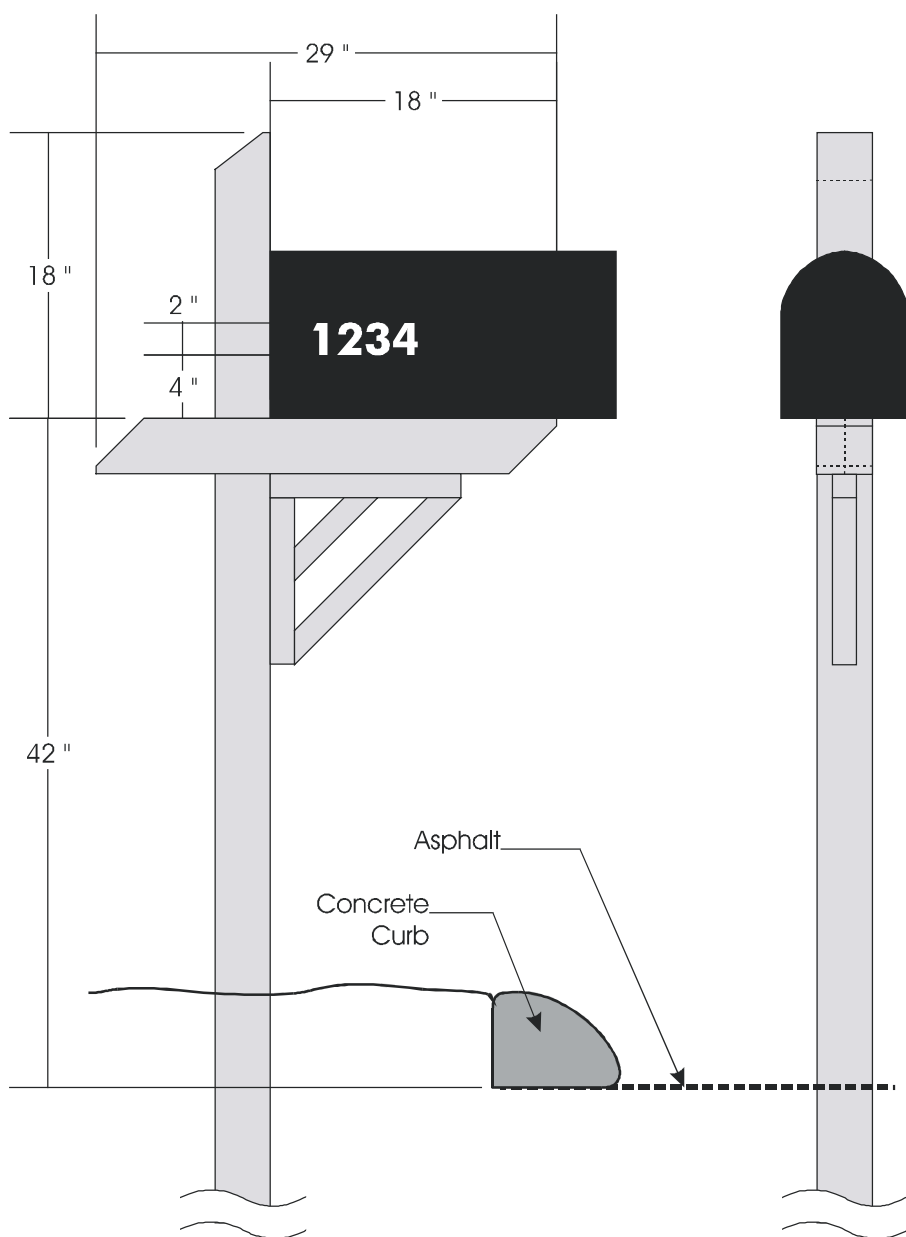




Sheffield on the Harpeth Mailbox Design



Rev: November 2001

Notes:

1. Post and support are made from cedar, nom. 4x4, with no splices.
2. Brace is made from cedar, nom. 2x2 or 1x2.
3. Post and support are joined with an interlocking dado joint.
4. Bevels are 2½ to 3" wide at a 45° angle and oriented as shown.
5. Bottom of mailbox should be installed 42" above the asphalt and not extend into street.
6. Wood sealant is recommended to extend life of post.
7. Stain is optional only in cedar, redwood, or brown.
8. Securely attach a size 1½ mailbox in black only.
9. Apply 2" high white house numbers to both sides of box, 4" from bottom as shown. Contact a sign shop if prepackaged numbers can not be located.
10. Sheffield flower logo is optional.
11. Brass numbers on vertical post are optional, but if used, must be in good repair with no missing numbers.
12. Install posts true and level, with the support perpendicular to curb line or parallel to driveway.